

# INVERTER 4000

Ref. 013056 - With plastic case and accessories

Its integrated technology enables a steady weld. Ideal for professional for a regular and intensive work. It's also a light machine (4.2kg) easy to carry.

## ELECTRODES FROM 1.6 TO 4

- Welds Rutilés, Cast-iron and Stainless-steel electrodes

## «SCRATCH» TIG

- For work on thin metal sheets

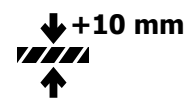
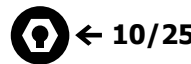
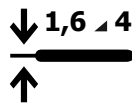
## ARC QUALITY

- Instantaneous start
- High penetration and arc stability



## POWER CONTROLLED

- Low consumption 16A-230V
- Tolerant to current fluctuation or arc length
- Protected and compatible with generator 6Kw (7.5Kva)



## INVERTER TECHNOLOGY


**HOT START**  
Additional power to start the arc



**ANTISTICKING**  
Decrease of current to release the electrode



**ARC FORCE**  
Instantaneous increase of current



## FEATURES

Delivered in a plastic case with :

- Earth clamp
- Electrode holder
- Strap

Also available in a bundle with :

- Earth clamp
- Electrode holder
- Strap
- LCD MASTER 11



Ref: 013315

CE - EN 60974-1

50/60Hz	+AM+	I <sub>2</sub> MMA (A)	1h	MINI 20°					X% (20°C)	EN60974-1 (40°C)		U <sub>0</sub>	Cm	Kg	Protected & compatible Power generator (+/- 15%)
				Ø1,6	Ø2	Ø2,5	Ø3,2	Ø4		IA (60%)	X% (12 max)				
230V	16A	10 → 160	62	50	47	45	22	60%@160A	85A	14%	72V	11x17x27	4.2	6 Kw - 7.5 Kva	